

Fruit Kebab Patterns!

**you will
need:**



Grapes



Blueberries



Pineapple



Watermelon



Strawberries



Orange

tools:



Plate



Skewers



Knife

Steps

1



Put plate



IN FRONT OF

shutterstock.com • 1511690411

In front of



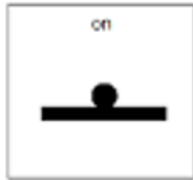
You

you.

2



Put a
strawberry



on

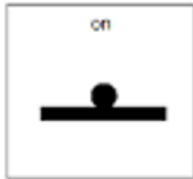


one end of
the skewer.

3



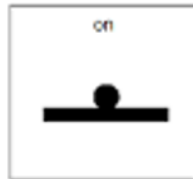
Put a
blueberry



on top of



the
strawberry



on

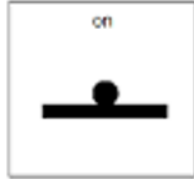


the skewer.

4



Put a pineapple cube



on

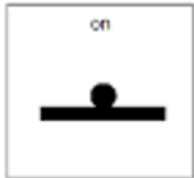


a new skewer.

5



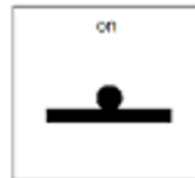
Put a grape



on top of the



pineapple cube



on

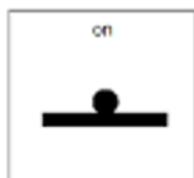


the skewer.

6



watermelon cube



on

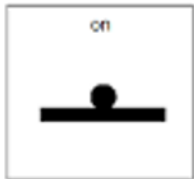


a new skewer.

7



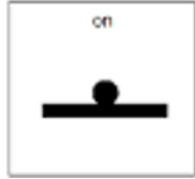
Slice of orange



on top of



the watermelon



on



the skewer.