

# Chocolate Mug Cake



**you will  
need:**



**1/4 cup + 1  
tbsp milk**



**1/8 tsp salt**



**1/4 cup flour**



**1/4 tsp baking  
powder**



**1 tbsp cocoa  
powder**



**1 1/2 tbsp  
white sugar**

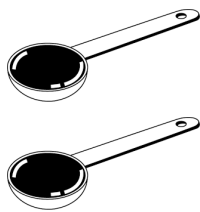


**2 tbsp  
vegetable oil**



**mini chocolate  
chips**

**tools:**



**2 tbsp wet/dry**



**1/4 cup**



**1/4 tsp**



**1/8 tsp**



**mug**



**paper towel**

# steps

1



Add 1/4 tsp  
baking powder

+



1/4 cup flour

+



1/8 tsp salt

+



1 tbsp cocoa  
powder

+



1 1/2 tbsp  
sugar



into a bowl



and whisk.

2



Add 1/4 cup &  
1 tbsp milk

+



2 tbsp  
vegetable oil



into the  
bowl




and whisk.

3



Grab your bowl



and pour




into mug.

4



Grab chocolate chips



and pour




into center of the mug.

5



Grab a paper towel



and place under



the mug



in the microwave.

6



Microwave for 70 seconds.



Caution Hot

Remove carefully



and enjoy!