

# Melt and Pour Soap Guide



**you will need:**



**Soap Base**



**Rubbing Alcohol**



**Liquid Soap Dye**



**Essential Oils (optional)**



**Glitter (optional)**

**tools:**



**Glass Bowl**



**Sharp Knife**




**Spray Bottle**



**Silicone Mold**



**Microwave**



**Spatula**

# steps

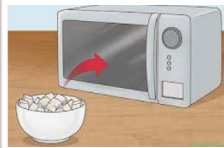
1



**Cut soap base into small chunks**



**Place chunks in glass bowl**



**Microwave for 30 seconds at a time**



**Stir gently until completely melted**

2




**Let cool for 1 minute**



**Add liquid dye**



**Add 10-20 drops essential oil**



**Add glitter**



**Stir GENTLY until mixed well**

3



**Lightly spray soap mold with alcohol**



**Slowly pour soap into molds**



**Spray with alcohol if bubbles appear**



**Allow soap to set overnight**



**Remove from mold**